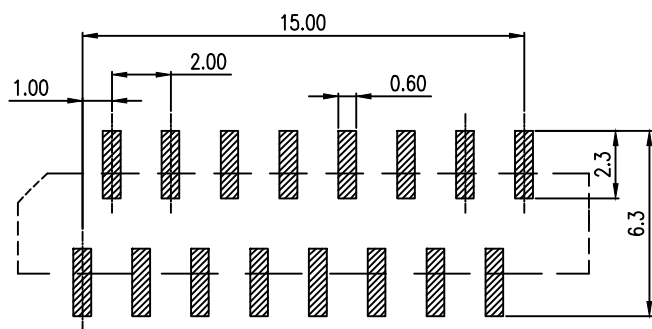
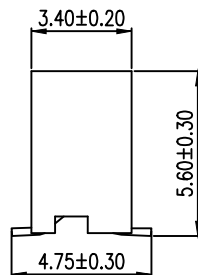
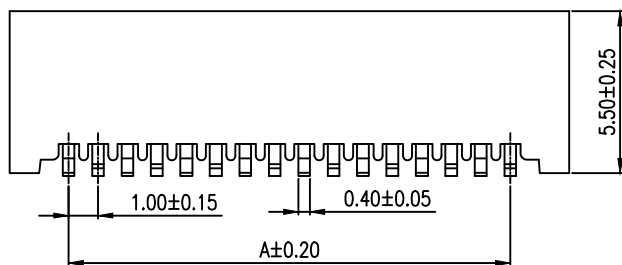
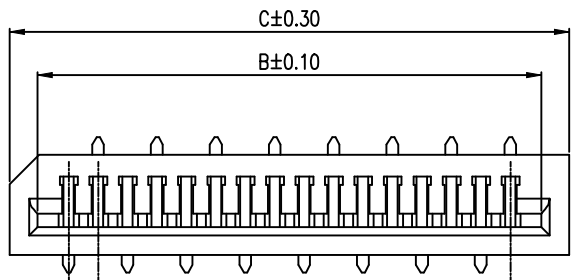
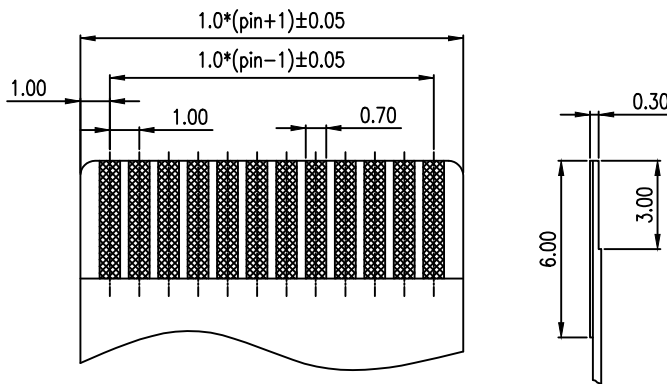


REV	DESCRIPTION	DATE
1.0	Release	20200402



RECOMMENDED PCB LAYOUT



FPC/FFC T=0.30±0.05

NOTE:

- MATERIAL
HOUSING: GLASS-REINFORCED THERMOPLASTIC UL 94V-0.
CONTACT: COPPER ALLOY.
PLATING: TIN PLATED OVER NICKEL.
- ELECTRICAL
CURRENT RATING: 1 AMP.
DIELECTRIC WITHSTANDING VOLTAGE: 500V AC MIN.
INSULATION RESISTANCE: 500MΩ MIN.
CONTACT RESISTANCE: 30mΩ MAX.
- ENVIRONMENTAL
TEMPERATURE RANGE: -25°C TO +85°C.
- PART NO.
CNT-FPC100-XX-TSM-D21-560

■ DIMENSION TABLE

pin	A	B	C	pin	A	B	C
4	3	5.1	7.0	20	19	21.1	23.0
5	4	6.1	8.0	21	20	22.1	24.0
6	5	7.1	9.0	22	21	23.1	25.0
7	6	8.1	10.0	23	22	24.1	26.0
8	7	9.1	11.0	24	23	25.1	27.0
9	8	10.1	12.0	25	24	26.1	28.0
10	9	11.1	13.0	26	25	27.1	29.0
11	10	12.1	14.0	27	26	28.1	30.0
12	11	13.1	15.0	28	27	29.1	31.0
13	12	14.1	16.0	29	30	30.1	32.0
14	13	15.1	17.0	30	29	31.1	33.0
15	14	16.1	18.0	31	30	32.1	34.0
16	15	17.1	19.0	32	31	33.1	35.0
17	16	18.1	20.0	33	32	34.1	36.0
18	17	19.1	21.0	34	33	35.1	37.0
19	18	20.1	22.0	35	34	36.1	38.0

<p>CNT 肯耐特电子有限公司</p>				GENERAL TOLERANCE		DRAWN 董道丽		DATE 20200402		DWG. NO. 20200402011		TITLE	
				X.° ±5°	X. ±0.30	CHECK 王芳芳		DATE 20200402					
REV. 1.0	UNIT mm	SCALE 1:1			.X° ±3°	.X ±0.25	APPROVE 王元中		DATE 20200402		PART. NO. CNT-FPC100-XX-TSM-D21-560		
				.XX° ±2°	.XX ±0.15							FPC 1.0mm PITCH 单面接触 SMT 180°	
				.XXX° ±1°	.XXX ±0.10								