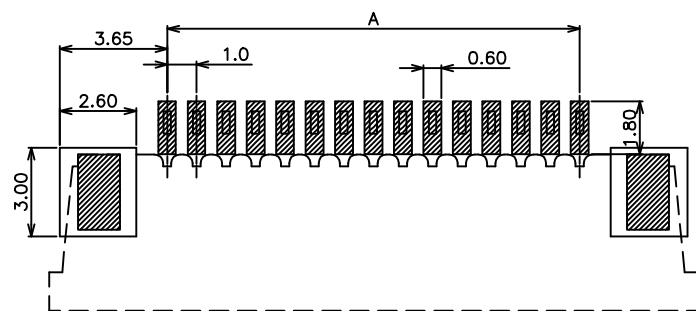
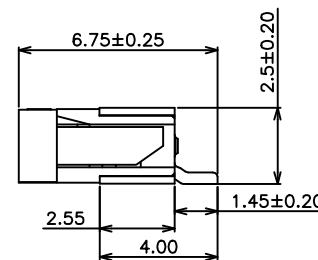
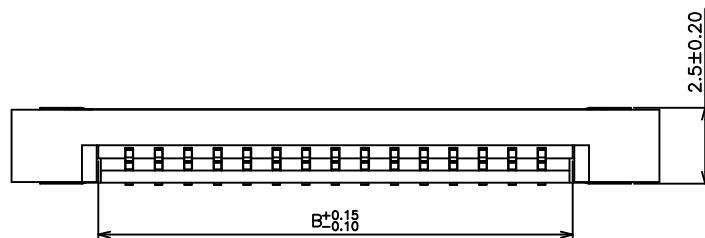
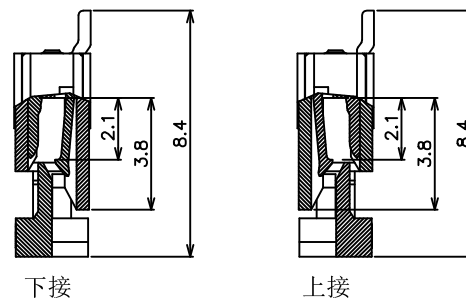
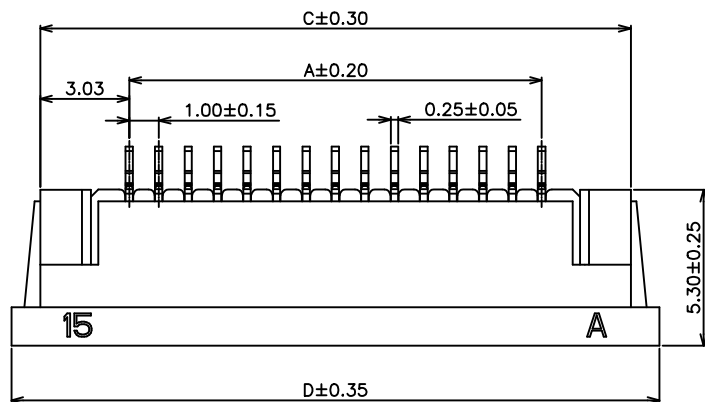
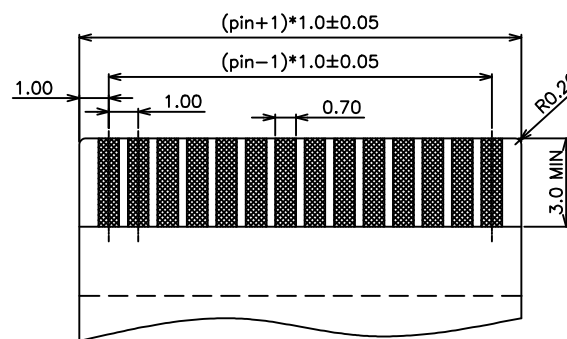


REV	DESCRIPTION	DATE



RECOMMENDED PCB LAYOUT



FPC/FFC T=0.30±0.03mm

NOTE:

- MATERIAL AND FINISH
HOUSING:HIGH-TEMP. THERMOPLASTIC. UL 94V-0.
ACTUATOR:HIGH-TEMP. THERMOPLASTIC. UL 94V-0.
CONTACT:COPPER ALLOY.
PLATING:TIN PLATED OVER NICKEL.
HOLDDOWN:COPPER ALLOY. PLATING:TIN PLATED OVER NICKEL.
- ELECTRICAL
CURRENT:0.5A MAX.
DIELECTRIC WITHSTANDING VOLTAGE:250V AC MIN.
CONTACT RESISTANCE:30mΩ MAX.
INSULATION RESISTANCE:100MΩ MIN.
- ENVIRONMENTAL
TEMPERATURE:-25°C TO +85°C
- PART NO.
CNT-FPC100-XX-TDM-S1-21-250

■ DIMENSIONAL INFORMATION

PIN	A	B	C	D	PIN	A	B	C	D
4	3.00	5.10	9.05	11.00	18	17.00	19.10	23.05	25.00
5	4.00	6.10	10.05	12.00	19	18.00	20.10	24.05	26.00
6	5.00	7.10	11.05	13.00	20	19.00	21.10	25.05	27.00
7	6.00	8.10	12.05	14.00	21	20.00	22.10	26.05	28.00
8	7.00	9.10	13.05	15.00	22	21.00	23.10	27.05	28.00
9	8.00	10.10	14.05	16.00	23	22.00	24.10	28.05	30.00
10	9.00	11.10	15.05	17.00	24	23.00	25.10	29.05	31.00
11	10.00	12.10	16.05	18.00	25	24.00	26.10	30.05	32.00
12	11.00	13.10	17.05	19.00	26	25.00	27.10	31.05	33.00
13	12.00	14.10	18.05	20.00	27	26.00	28.10	32.05	34.00
14	13.00	15.10	19.05	21.00	28	27.00	29.10	33.05	35.00
15	14.00	16.10	20.05	22.00	29	28.00	30.10	34.05	36.00
16	15.00	17.10	21.05	23.00	30	29.00	31.10	35.05	37.00
17	16.00	18.10	22.05	24.00					

<p>CNT 肯耐特电子有限公司</p>				GENERAL TOLERANCE	DRAWN	DATE	DWG. NO.	TITLE
				X.° ±5° X. ±0.30	董道丽	20191011		
.X° ±3° .X ±0.38	CHECK	DATE	PART. NO.					
.XX° ±2° .XX ±0.25	王芳芳	20191011						
.XXX° ±1° .XXX ±0.15	APPROVE	DATE	CNT-FPC100-XX-TDM-S1-21-250					
REV. 1.0	UNIT mm	SCALE 1:1		王元中	20191011			FPC 1.0 PITCH 单面上&下接平脚位 SMT90度