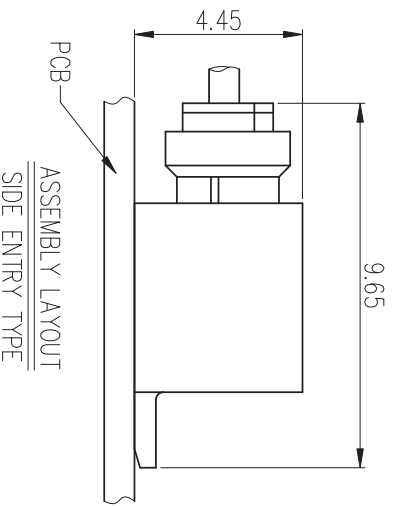
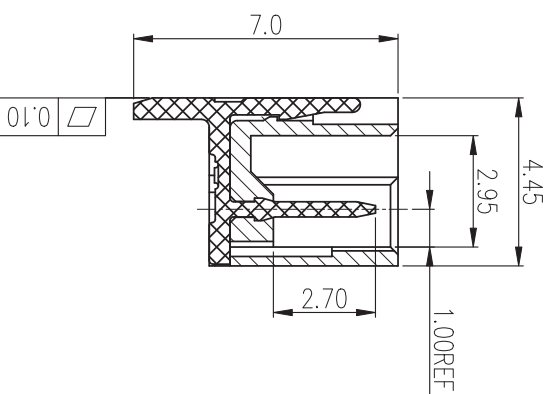


RECOMMENDED PCB LAYOUT
PCB TOLERANCES: ±0.05

- NOTES:
- MATERIAL SPECIFICATION
 - INSULATION: NYLON 9T, UL 94V-0.
 - CONTACT: THICK 0.40mm BRASS.
 - PLATING SPECIFICATION
 - CONTACT: TIN/GOLD PLATED.
 - BILL OF PART NO: 1502WRS-XP-XX
 - NO. OF CIRCUITS: 2~15
 - FOR COLOR AVAILABILITY, DELIVERY & MOQ, CONTACT CNT. DIMENSIONAL
- COLOR: BLANK(NATURAL) OR A~Z
FINISH: A=MATTE TIN PLATED
B=BRIGHT TIN PLATED



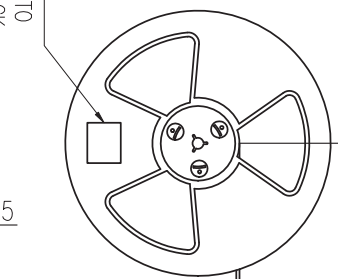
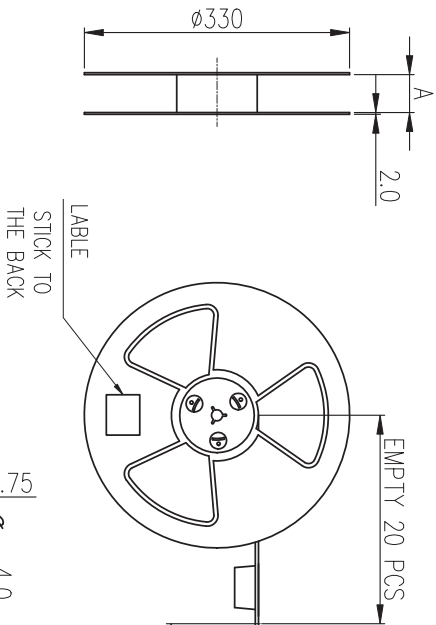
| Pos. | A | B | C | D |
|------|------|------|------|------|
| 2 | 1.5 | 3.5 | 3.9 | 4.5 |
| 3 | 3.0 | 5.0 | 5.4 | 6.0 |
| 4 | 4.5 | 6.5 | 6.9 | 7.5 |
| 5 | 6.0 | 8.0 | 8.4 | 9.0 |
| 6 | 7.5 | 9.5 | 9.9 | 10.5 |
| 7 | 9.0 | 11.0 | 11.4 | 12.0 |
| 8 | 10.5 | 12.5 | 12.9 | 13.7 |
| 9 | 12.0 | 14.0 | 14.4 | 15.0 |
| 10 | 13.5 | 15.5 | 15.9 | 16.5 |
| 11 | 15.0 | 17.0 | 17.4 | 18.0 |
| 12 | 16.5 | 18.5 | 18.9 | 19.5 |
| 13 | 18.0 | 20.0 | 20.4 | 21.0 |
| 14 | 19.5 | 21.5 | 21.9 | 22.5 |
| 15 | 21.0 | 23.0 | 23.4 | 24.0 |

SECTION A-A

| | | | |
|------|----------------------|-----------------|------------|
| D | ADDS PACKING DIAGRAM | Rock | 2017.01.07 |
| C | UPGRADE DRAWING | Rock | 2016.01.28 |
| REV. | ECN NO | REVISION RECORD | DRAW DATE |
| 1 | 1 | 2 | 3 |

| | | | | | |
|--|--|---|--|--|--|
| TOLERANCE X.XXX ±0.10 X.XX ±0.30 X.XX ±0.20 Angular ±2° UNIT: mm | | PART NO. 1502WRS-XP-XX DRAWING NO. C-1502020X-XX APPROVED BY | | DESCRIPTION WTB 1502 SERIES 1.5mm PITCH (RIGHT ANGLE)SMT TYPE | |
| DWG TYPE. Customer Drawing | | CHECKED BY | | DRAWN BY | |
| UNIT: mm | | SCALE 1 OF 2 5 : 1 | | REV. D | |

C N T 肯耐特电子有限公司



PEELING STRENGTH: 10~130GF
PEELING SPEED: 300mm/Min

PEEL OFF DIRECTION

1000PCS PRODUCT

EMPTY 20 PCS

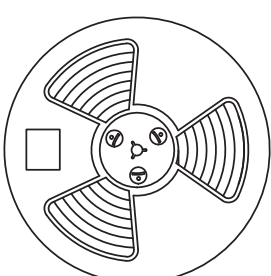
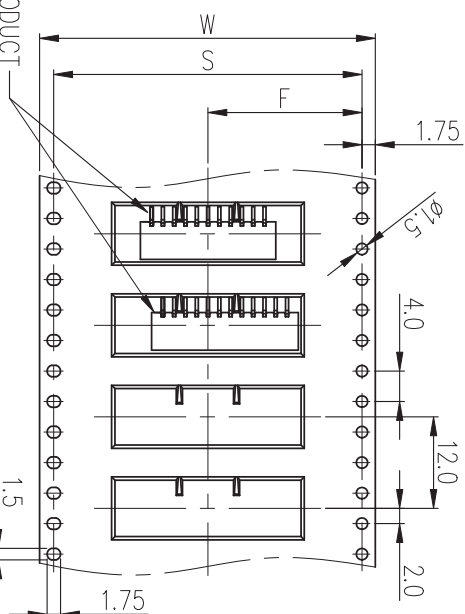
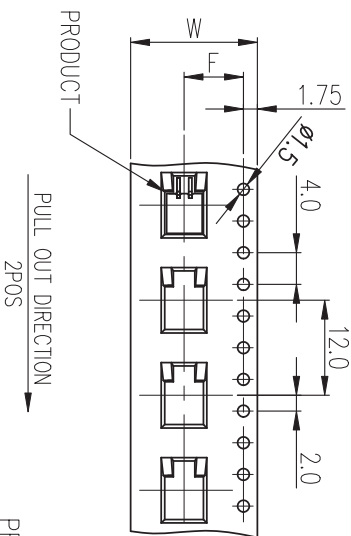


TABLE 2:

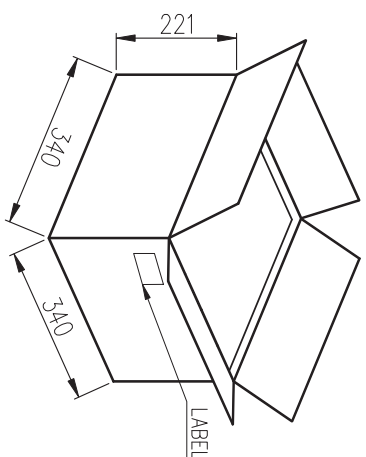
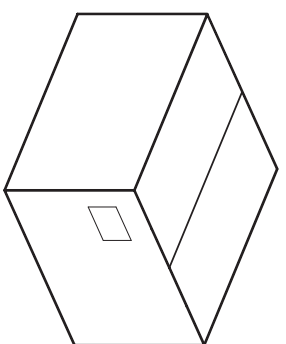
| POS | PCS/REEL | PCS/CARTON | NET WEIGHT (KG) | GROSS WEIGHT (KG) |
|-----|----------|------------|-----------------|-------------------|
| 2 | 1000 | 9000 | 1.24 | 4.99 |
| 3 | 1000 | 9000 | 1.66 | 5.41 |
| 4 | 1000 | 9000 | 2.07 | 5.82 |
| 5 | 1000 | 6000 | 1.66 | 4.36 |
| 6 | 1000 | 6000 | 1.93 | 4.63 |
| 7 | 1000 | 6000 | 2.21 | 4.91 |
| 8 | 1000 | 6000 | 2.48 | 5.18 |
| 9 | 1000 | 6000 | 2.76 | 5.46 |
| 10 | 1000 | 4000 | 2.02 | 4.02 |
| 11 | 1000 | 4000 | 2.21 | 4.21 |
| 12 | 1000 | 4000 | 2.39 | 4.39 |
| 13 | 1000 | 4000 | 2.58 | 4.58 |
| 14 | 1000 | 4000 | 2.76 | 4.76 |
| 15 | 1000 | 4000 | 2.94 | 4.94 |

TABLE 1:

| POS. | A | W | S | F |
|-------|------|------|------|------|
| 2 | 16.5 | 16.0 | | 7.5 |
| 3~7 | 24.5 | 24.0 | | 11.5 |
| 8~13 | 44.5 | 44.0 | | 20.2 |
| 14~15 | 53.5 | 53.0 | 49.4 | 24.7 |

PRODUCT Between two parties Or lean against the top

PULL OUT DIRECTION



TOLERANCE

X.XXX ±0.10
X.XX ±0.30
X.XX ±0.20
Angular ±2°

PART NO. 1502WRS-XP-XX

DRAWING NO. C-1502020X-XX

C N T 肯耐特电子有限公司

DESCRIPTION WTB 1502 SERIES 1.5mm PITCH
R/A SMT TYPE PACKING

APPROVED BY

CHECKED BY

DRAWN BY

REV. D

DWG TYPE.

Customer Drawing

UNIT: mm

PAGE 2 OF 2

SCALE 5 : 1

| REV. | ECN NO | REVISION RECORD | DRAW | DATE |
|------|--------|----------------------|------|------------|
| D | | ADDS PACKING DIAGRAM | Rock | 2017.01.07 |
| C | | UPGRADE DRAWING | Rock | 2016.01.28 |
| 1 | | | | |