


Pitch:2.54mm (0.1")

Dual Row Female Header Straight Dip Type

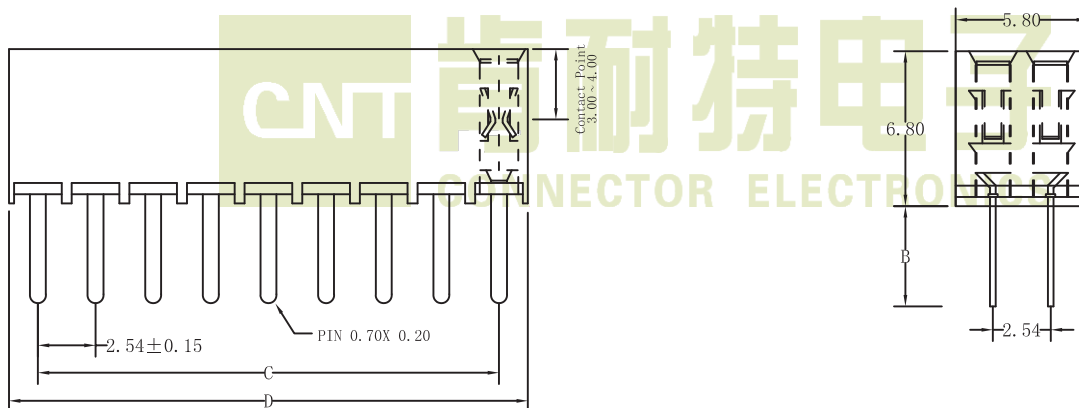



SPECIFICATIONS

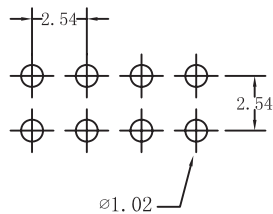
Current Rating: 3 Amps
 Insulator resistance:1000 Megohms Min.
 Dielectric withstanding:AC 500 V
 Contact Resistance:20 Megohms Max
 Operating Temperature:-40° C - +105° C

MATERIALS

Contact Material:Copper Alloy
 Insulator Material:30% Glass filled
 P. B. T UL94V-0
 Finish:Gold /Tin Plated over nickel



Recommended P. C. Board Hole Layout



| No. of Pins Per Row | | 02~40 |
|---------------------|--------------------------|-------|
| Dimension | | |
| C | 2.54*No.of Contacts-2.54 | ±0.25 |
| D | 2.54*No.of Contacts | ±0.38 |

Ordering Information

F 254 2 * XX G S 680
 F: Female Pitch: 2.54mm 2: Dual Row *: XX: No. of pins per Row G: GoldPlated S: Straight 680: Plastic Height
 T: Tin Plated